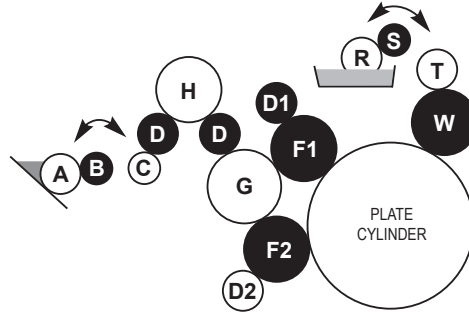


HAMADA MODELS 500, 500-CD, & 500-CDA

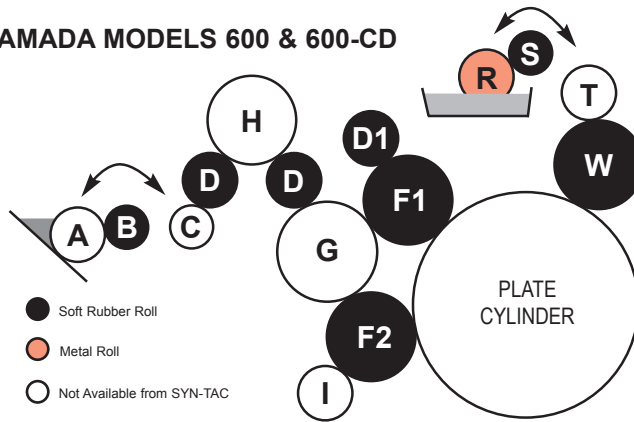


● Soft Rubber Roll ○ Not Available from SYN-TAC

Syn-Tac Cat. No.	Key	Description	Mfg. Part No.	Roll Dia.	Roll Face Lgth.	Overall Shaft Lgth.
MODEL 500 & 500-CD						
INK SYSTEM ROLLERS						
10010	F1	INK FORM (small)	I03-47-1A-5	2 ¹ / ₁₆	10 ⁷ / ₁₆	11 ³ / ₄
10011	F2	INK FORM (large)	I03-47-1B-5	2 ³ / ₈	10 ⁷ / ₁₆	11 ³ / ₄
10020*	D	INK DISTRIBUTOR (large)	I03-44-1A-5	1 ¹ / ₈	10 ¹³ / ₁₆	14 ⁵ / ₈
10021*	D1	INK DISTRIBUTOR (small)	I03-44-1B-5	7/ ₈	10 ¹³ / ₁₆	14 ⁵ / ₈
10030*	B	INK DUCTOR	I03-43-5	1 ¹ / ₃₂	10 ⁹ / ₁₆	12 ¹ / ₈
MOLLETON WATER SYSTEM ROLLERS						
10040	W	WATER FORM	R03-01-1B-5	1 ¹⁵ / ₁₆	11	11 ¹⁷ / ₃₂
10041	W	3M WATER FORM (3M sleeve #21014 <u>not</u> included)	R03-01-1C-5	2 ¹ / ₈	11	11 ¹⁷ / ₃₂
10050*	S	WATER DUCTOR	R03-14-5	1 ³ / ₃₂	11	12 ⁷ / ₃₂
MODEL 50 COLOR HEAD						
INK SYSTEM ROLLERS						
10010	—	INK FORM (small)	I03-47-1A-5	2 ¹ / ₁₆	10 ⁷ / ₁₆	11 ³ / ₄
10012	—	INK FORM (large)	G06-01-1A-5	2 ³ / ₈	10 ⁷ / ₁₆	11 ³ / ₄
10022*	—	INK DISTRIBUTOR (large)	G07-56-1A-5	1 ¹ / ₈	10 ¹³ / ₁₆	13 ³ / ₈
10030*	—	INK DUCTOR	I03-43-5	1 ¹ / ₃₂	10 ⁹ / ₁₆	12 ¹ / ₈
MOLLETON WATER SYSTEM ROLLERS						
10040	—	WATER FORM	R03-01-1B-5	1 ¹⁵ / ₁₆	11	11 ¹⁷ / ₃₂
10041	—	3M WATER FORM (3M sleeve #21014 <u>not</u> included)	R03-01-1C-5	2 ¹ / ₈	11	11 ¹⁷ / ₃₂
10050*	—	WATER DUCTOR	R03-14-5	1 ³ / ₃₂	11	12 ⁷ / ₃₂
MODEL 500-CDA						
INK SYSTEM ROLLERS						
10510	F1	INK FORM (small)	I03-47-1C-6	2 ¹ / ₃₂	10 ⁷ / ₁₆	12 ¹⁵ / ₁₆
10511	F2	INK FORM (large)	I03-47-1D-6	2 ³ / ₈	10 ⁷ / ₁₆	12 ¹⁵ / ₁₆
10620*	D	INK DISTRIBUTOR (large)	I03-44-02-6	1 ¹ / ₈	11 ⁹ / ₁₆	15 ³ / ₄
10621*	D1	INK DISTRIBUTOR (small)	I03-44-01-6	7/ ₈	11 ⁹ / ₁₆	15 ³ / ₄
10630*	B	INK DUCTOR	I03-43-6	1 ¹ / ₃₂	11 ¹⁹ / ₃₂	13 ⁵ / ₁₆
MOLLETON WATER SYSTEM ROLLERS						
10640	W	WATER FORM	R13-01-1B-6	1 ¹⁵ / ₁₆	12 ⁵ / ₁₆	12 ²³ / ₃₂
10641	W	3M WATER FORM (3M sleeve #21014 <u>not</u> included)	R13-01-1C-6	2 ¹ / ₈	12 ⁵ / ₁₆	12 ²³ / ₃₂
10650*	S	WATER DUCTOR	R13-14-6	1 ³ / ₃₂	12 ⁷ / ₃₂	13 ¹³ / ₁₆
MODEL 50-A COLOR HEAD						
INK SYSTEM ROLLERS						
10510	—	INK FORM (small)	I03-47-1C-6	2 ¹ / ₃₂	10 ⁷ / ₁₆	12 ¹⁵ / ₁₆
10512	—	INK FORM (large) gear driven	G06-01-1B-6	2 ³ / ₈	10 ¹³ / ₃₂	12 ²³ / ₃₂
10622*	—	INK DISTRIBUTOR	G07-60-1A-6	1 ¹ / ₈	11 ⁵ / ₈	14 ¹ / ₄
10630*	—	INK DUCTOR	I03-43-6	1 ¹ / ₃₂	11 ¹⁹ / ₃₂	13 ⁵ / ₁₆
MOLLETON WATER SYSTEM ROLLERS						
10640	—	WATER FORM	R13-01-1B-6	1 ¹⁵ / ₁₆	12 ⁵ / ₁₆	12 ²³ / ₃₂
10641	—	3M WATER FORM (3M sleeve #21014 <u>not</u> included)	R13-01-1C-6	2 ¹ / ₈	12 ⁵ / ₁₆	12 ²³ / ₃₂
10650*	—	WATER DUCTOR	R13-14-6	1 ³ / ₃₂	12 ⁷ / ₃₂	13 ¹³ / ₁₆
BOTTLES FOR ALL MODEL 500 SERIES						
10649	—	for HAMADA	—	—	—	—
10649-2	—	for HAMADA (two-quart size)	—	—	—	—

*Bushings are NOT included.

HAMADA MODELS 600 & 600-CD



Syn-Tac Cat. No.	600 CD	60 Color Head	Description	Mfg. Part No.	Roll Dia.	Roll Face Lgth.	Overall Shaft Lgth.
------------------	--------	---------------	-------------	---------------	-----------	-----------------	---------------------

INK SYSTEM ROLLERS

106-K	•	—	KIT (five soft rubber ink rolls)	—	—	—	—
10610	F1	F1	INK FORM (small)	I03-47-1A-6	2 ¹ / ₃₂	11 ¹⁹ / ₃₂	12 ¹⁵ / ₁₆
10611	F2	—	INK FORM (large)	I03-47-1B-6	2 ³ / ₈	11 ¹⁹ / ₃₂	12 ¹⁵ / ₁₆
10612	—	F3	INK FORM (large, gear driven)	G06-01-1A-6	2 ³ / ₈	11 ¹⁹ / ₃₂	12 ²³ / ₃₂
10613	—	F1	INK FORM (gear driven)	G06-01-2A-6	2 ¹ / ₁₆	11 ¹⁹ / ₃₂	12 ²³ / ₃₂
10620*	D	—	INK DISTRIBUTOR (large)	I03-44-02-6	1 ¹ / ₈	11 ⁹ / ₁₆	15 ³ / ₄
10621*	D1	—	INK DISTRIBUTOR (small)	I03-44-01-6	7 ⁷ / ₈	11 ⁹ / ₁₆	15 ³ / ₄
10622*	—	D1	INK DISTRIBUTOR (60 color head only)	G07-60-1A-6	1 ¹ / ₈	11 ⁵ / ₈	14 ¹ / ₄
10623*	—	D2	INK DISTRIBUTOR (65 color head only)	4107-03001	1 ¹ / ₈	11 ¹⁵ / ₃₂	13 ²⁹ / ₃₂
10630*	B	B	INK DUCTOR	I03-43-6	1 ¹ / ₃₂	11 ¹⁹ / ₃₂	13 ⁵ / ₁₆

MOLLETON WATER SYSTEM ROLLERS

10640	W	W	WATER FORM	R13-01-1B-6	1 ¹⁵ / ₁₆	12 ⁵ / ₁₆	12 ²³ / ₃₂
10641	W	W	3M WATER FORM (3M sleeve #21014 <u>not</u> included)	R13-01-1C-6	2 ¹ / ₈	12 ⁵ / ₁₆	12 ²³ / ₃₂
10650*	S	S	WATER DUCTOR	R13-14-6	1 ³ / ₃₂	12 ⁷ / ₃₂	13 ¹³ / ₁₆

Syn-Tac Cat. No.	65 600 CD	60 Color Head Only	Description	Mfg. Part No.	Roll Dia.	Roll Face Lgth.	Overall Shaft Lgth.
------------------	-----------	--------------------	-------------	---------------	-----------	-----------------	---------------------

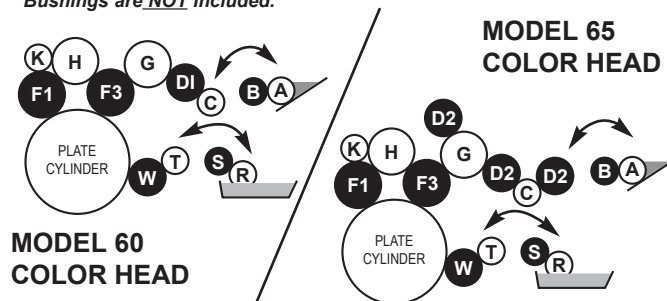
BAREBACK WATER SYSTEM ROLLERS

10642	W	W	WATER FORM	—	2 ¹ / ₈	12 ¹¹ / ₃₂	12 ²³ / ₃₂
10652*	S	S	WATER DUCTOR	—	1 ⁹ / ₃₂	12 ⁷ / ₃₂	13 ¹³ / ₁₆
106855-R	T	—	WATER OSCILLATOR (hard rubber)	—	1 ⁵ / ₈	12 ¹⁵ / ₁₆	14 ⁵ / ₈
106856-R	—	T	WATER OSCILLATOR (hard rubber)	—	1 ⁵ / ₈	12 ¹⁵ / ₁₆	15
10655-S	R	—	WATER FOUNTAIN (smooth)	R13-18-0A-6	1 ³ / ₈	12 ¹³ / ₃₂	13 ⁷ / ₁₆

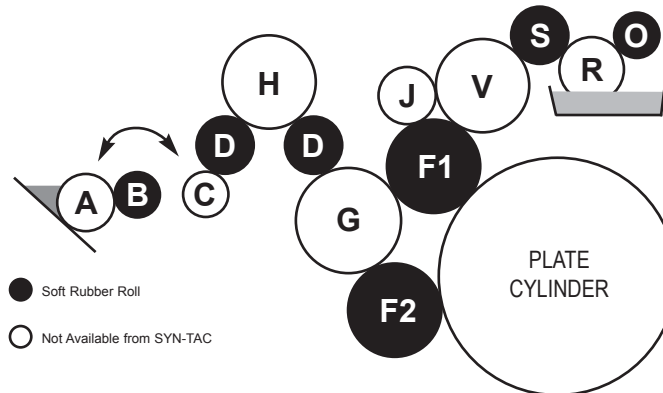
PULLOUT ROLL & BOTTLES

10669	—	—	FEEDER PULLOUT ROLL	HO4-35-1B-3	—	—	—
10649	—	—	for HAMADA (one-quart size)	—	—	—	—
10649-2	—	—	for HAMADA (two-quart size)	—	—	—	—
10660	—	—	SEGMENTED FEED ROLL	MO4-51-1A-6	1 ¹ / ₈	9 ⁵ / ₁₆	14 ¹ / ₄
10660-G	—	—	GEAR (for 10660)	—	—	—	—

• The ink train soft rubber roller kit includes these rolls.
See page 16 for Crestline water unit rolls
* Bushings are NOT included.

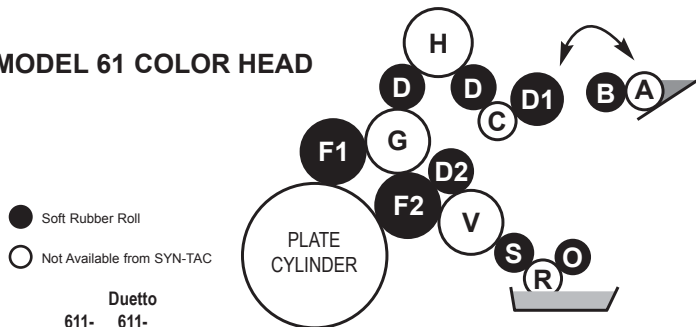


**HAMADA MODELS 611-CD, 611-XL, 611ECD,
DUETTO & DUETTO II INTEGRATED SYSTEM**



		Duetto		Description	Mfg. Part No.	Roll Dia.	Roll Face Lgth.	Overall Shaft Lgth.
Syn-Tac Cat. No.	611-CD, XL	611-ECD						
INK SYSTEM ROLLERS								
10212	F1	—	INK FORM (small)	PC03-62-A	2 ¹ / ₁₆	11 ¹¹ / ₁₆	15 ¹ / ₄	
10213	F2	—	INK FORM (large)	PC03-63-A	2 ³ / ₈	11 ¹¹ / ₁₆	15 ¹ / ₄	
10221*	D	—	INK DISTRIBUTOR (small)	CP03-02	1 ³ / ₃₂	11 ²⁹ / ₃₂	15 ²⁷ / ₃₂	
10230*	B	—	INK DUCTOR	PC03-03	1 ¹ / ₃₂	11 ⁷ / ₈	13 ⁵ / ₈	
10212-L	—	F1	INK FORM (small)	5103-03002A	2 ¹ / ₁₆	12 ¹ / ₈	15 ¹ / ₄	
10213-L	—	F2	INK FORM (large)	5103-03001A	2 ³ / ₈	12 ¹ / ₈	15 ¹ / ₄	
10221-L*	—	D	INK DISTRIBUTOR (small)	5103-03004	1 ³ / ₃₂	11 ³¹ / ₃₂	15 ²⁷ / ₃₂	
10230-L*	—	B	INK DUCTOR	5103-03006	1 ¹ / ₃₂	11 ³¹ / ₃₂	13 ⁵ / ₈	
WATER SYSTEM ROLLERS								
10251*	S	S	WATER METERING	CP18-69	1 ⁵ / ₈	12 ¹¹ / ₁₆	15 ⁹ / ₃₂	
10253*	O	O	WATER SQUEEGEE	CP18-23-A	1 ³ / ₁₆	13 ⁵ / ₃₂	15 ²⁹ / ₃₂	

MODEL 61 COLOR HEAD



		Duetto		Description	Mfg. Part No.	Roll Dia.	Roll Face Lgth.	Overall Shaft Lgth.
Syn-Tac Cat. No.	611-CD, XL	611-Color Head	Color Head					
INK SYSTEM ROLLERS								
10212	F1	—	INK FORM (small)	PC03-62-A	2 ¹ / ₁₆	11 ¹¹ / ₁₆	15 ¹ / ₄	
10213	F2	—	INK FORM (large)	PC03-63-A	2 ³ / ₈	11 ¹¹ / ₁₆	15 ¹ / ₄	
10220*	D1	—	INK DISTRIBUTOR (large)	4807-03032	1 ³ / ₁₆	11 ²⁹ / ₃₂	15 ²⁷ / ₃₂	
10221*	D	—	INK DISTRIBUTOR (small)	CP03-02	1 ³ / ₃₂	11 ²⁹ / ₃₂	15 ²⁷ / ₃₂	
10230*	B	—	INK DUCTOR	PC03-03	1 ¹ / ₃₂	11 ⁷ / ₈	13 ⁵ / ₈	
10212-L	—	F1	INK FORM (small)	5103-03002A	2 ¹ / ₁₆	12 ¹ / ₈	15 ¹ / ₄	
10213-L	—	F2	INK FORM (large)	5103-03001A	2 ³ / ₈	12 ¹ / ₈	15 ¹ / ₄	
10220-L*	—	D1	INK DISTRIBUTOR (large)	4807-03053	1 ³ / ₁₆	11 ³¹ / ₃₂	15 ²⁷ / ₃₂	
10221-L*	—	D	INK DISTRIBUTOR (small)	5103-03004	1 ³ / ₃₂	11 ³¹ / ₃₂	15 ²⁷ / ₃₂	
10222-L**	—	D2	INK DISTRIBUTOR (geared)	5103-18059	1 ⁹ / ₁₆	12 ¹ / ₈	14 ¹⁵ / ₁₆	
10230-L*	—	B	INK DUCTOR	5103-03006	1 ¹ / ₃₂	11 ³¹ / ₃₂	13 ⁵ / ₈	
WATER SYSTEM ROLLERS								
10251*	S	S	WATER METERING	CP18-69	1 ⁵ / ₈	12 ¹¹ / ₁₆	15 ⁹ / ₃₂	
10253*	O	O	WATER SQUEEGEE	CP18-23-A	1 ³ / ₁₆	13 ⁵ / ₃₂	15 ²⁹ / ₃₂	

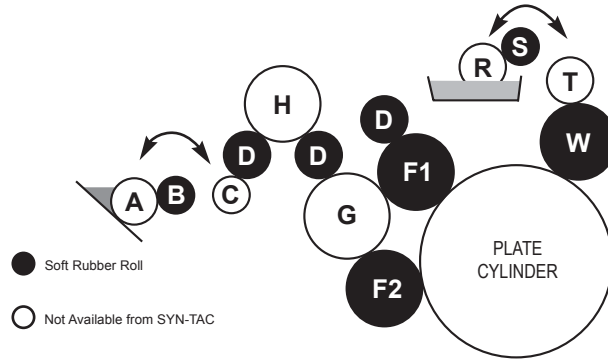
BOTTLES

10649	—	—	for Hamada	—	—	—	—	—
10649-2	—	—	for Hamada (two-quart size)	—	—	—	—	—

* Bushings are NOT included.

** Bushings and gear are NOT included.

HAMADA MODELS 612-CD, 612-XL, 612ECD, DUETTO & DUETTO II MOLLETON SYSTEMS



Syn-Tac Cat. No.	612-CD, XL	612-ECD	Description	Mfg. Part No.	Roll Dia.	Roll Face Lgth.	Overall Shaft Lgth.
------------------	------------	---------	-------------	---------------	-----------	-----------------	---------------------

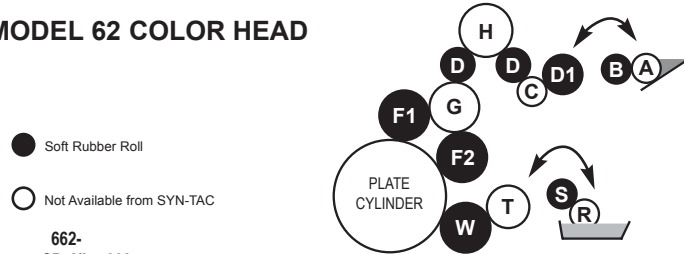
INK SYSTEM ROLLERS

10210	F1	—	INK FORM (small)	PC03-70A	2 ¹ / ₁₆	11 ¹¹ / ₁₆	15 ¹ / ₄
10211	F2	—	INK FORM (large)	PC03-71A	2 ³ / ₈	11 ¹¹ / ₁₆	15 ¹ / ₄
10221*	D	—	INK DISTRIBUTOR (small)	CP03-02	1 ³ / ₃₂	11 ²⁹ / ₃₂	15 ²⁷ / ₃₂
10230*	B	—	INK DUCTOR	PC03-03	1 ¹ / ₃₂	11 ⁷ / ₈	13 ⁵ / ₈
10210-L	—	F1	INK FORM (small)	5103-11077A	2 ¹ / ₁₆	12 ¹ / ₈	15 ¹ / ₄
10211-L	—	F2	INK FORM (large)	5103-11078A	2 ³ / ₈	12 ¹ / ₈	15 ¹ / ₄
10221-L*	—	D	INK DISTRIBUTOR (small)	5103-03004	1 ³ / ₃₂	11 ³¹ / ₃₂	15 ²⁷ / ₃₂
10230-L*	—	B	INK DUCTOR	5103-03006	1 ¹ / ₃₂	11 ³¹ / ₃₂	13 ⁵ / ₈

MOLLETON WATER SYSTEM ROLLERS

10240	W	—	WATER FORM	PC11-26-A	1 ³¹ / ₃₂	13	14 ¹ / ₃₂
10241	W	—	3M WATER FORM (3M sleeve #21014 <u>not</u> included)	—	2 ¹ / ₈	13 ³ / ₁₆	14 ¹ / ₃₂
10240-L	—	W	WATER FORM	5103-11090A	1 ³¹ / ₃₂	12 ¹⁵ / ₁₆	13 ³ / ₄
10250*	S	S	WATER DUCTOR	PC11-25	1 ⁵ / ₃₂	12 ⁷ / ₈	14 ¹ / ₂

MODEL 62 COLOR HEAD



Syn-Tac Cat. No.	662-CD, XL	662-ECD	Description	Mfg. Part No.	Roll Dia.	Roll Face Lgth.	Overall Shaft Lgth.
------------------	------------	---------	-------------	---------------	-----------	-----------------	---------------------

INK SYSTEM ROLLERS

10210	F1	—	INK FORM (small)	PC03-70A	2 ¹ / ₁₆	11 ¹¹ / ₁₆	15 ¹ / ₄
10211	F2	—	INK FORM (large)	PC03-71A	2 ³ / ₈	11 ¹¹ / ₁₆	15 ¹ / ₄
10220*	D1	—	INK DISTRIBUTOR (large)	4807-03032	1 ³ / ₁₆	11 ²⁹ / ₃₂	15 ²⁷ / ₃₂
10221*	D	—	INK DISTRIBUTOR (small)	CP03-02	1 ³ / ₃₂	11 ²⁹ / ₃₂	15 ²⁷ / ₃₂
10230*	B	—	INK DUCTOR	PC03-03	1 ¹ / ₃₂	11 ⁷ / ₈	13 ⁵ / ₈
10210-L	—	F1	INK FORM (small)	5103-11077A	2 ¹ / ₁₆	12 ¹ / ₈	15 ¹ / ₄
10211-L	—	F2	INK FORM (large)	5103-11078A	2 ³ / ₈	12 ¹ / ₈	15 ¹ / ₄
10220-L*	—	D1	INK DISTRIBUTOR (large)	4807-03053	1 ³ / ₁₆	11 ³¹ / ₃₂	15 ²⁷ / ₃₂
10221-L*	—	D	INK DISTRIBUTOR (small)	5103-03004	1 ³ / ₃₂	11 ³¹ / ₃₂	15 ²⁷ / ₃₂
10230-L*	—	B	INK DUCTOR	5103-03006	1 ¹ / ₃₂	11 ³¹ / ₃₂	13 ⁵ / ₈

MOLLETON WATER SYSTEM ROLLERS

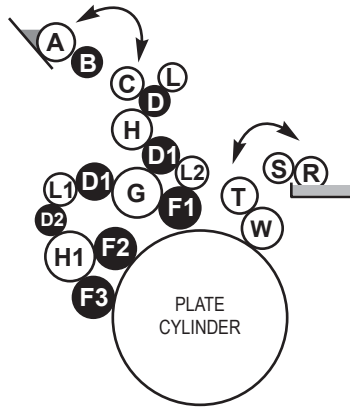
10240	W	—	WATER FORM	PC11-26-A	1 ³¹ / ₃₂	13	14 ¹ / ₃₂
10241	W	—	3M WATER FORM (3M sleeve #21014 <u>not</u> included)	—	2 ¹ / ₈	13 ³ / ₁₆	14 ¹ / ₃₂
10240-L	—	W	WATER FORM	5103-11090A	1 ³¹ / ₃₂	12 ¹⁵ / ₁₆	13 ³ / ₄
10250*	S	S	WATER DUCTOR	PC11-25	1 ⁵ / ₃₂	12 ⁷ / ₈	14 ¹ / ₂

BOTTLES

10649	—	—	for HAMADA	—	—	—	—
10649-2	—	—	for HAMADA (two-quart size)	—	—	—	—

* Bushings are NOT included.

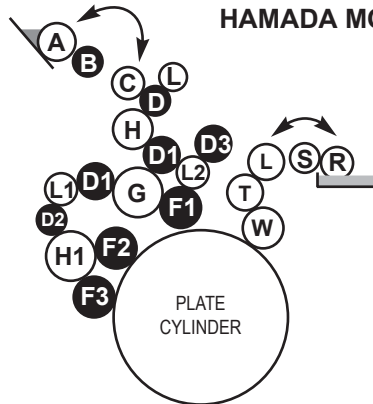
HAMADA MODEL H234-E



● Soft Rubber Roll ○ Not Available from SYN-TAC

Syn-Tac Cat. No.	Key	Description	Mfg. Part No.	Roll Dia.	Roll Face Lgth.	Overall Shaft Lgth.
MODEL H234-E						
INK SYSTEM ROLLERS						
234HA10	F1	INK FORM (small)	7403-03007A	2	12 ¹¹ / ₁₆	14 ⁹ / ₃₂
234HA11	F2	INK FORM (medium)	7403-03008A	2 ⁵ / ₃₂	12 ¹¹ / ₁₆	14 ⁹ / ₃₂
234HA12	F3	INK FORM (large)	7403-03009A	2 ⁷ / ₃₂	12 ¹¹ / ₁₆	14 ⁹ / ₃₂
234HA20	D	INK DISTRIBUTOR (small)	7403-04008A	1 ²³ / ₃₂	12 ¹¹ / ₁₆	14 ³ / ₄
234HA21	D1	INK DISTRIBUTOR (large)	7403-04006A	2 ¹ / ₁₆	12 ¹¹ / ₁₆	14 ³ / ₄
234HA22	D2	INK DISTRIBUTOR (medium)	7403-04007A	1 ²⁹ / ₃₂	12 ¹¹ / ₁₆	14 ³ / ₄
234HA30*	B	INK DUCTOR	7403-06001A	1 ⁹ / ₃₂	12 ¹¹ / ₁₆	15 ¹⁷ / ₃₂
234HA18*	—	BLANKET WASH ROLLER	6803-09035	1 ¹⁹ / ₃₂	13 ³ / ₈	15 ¹¹ / ₁₆

HAMADA MODEL H234-C

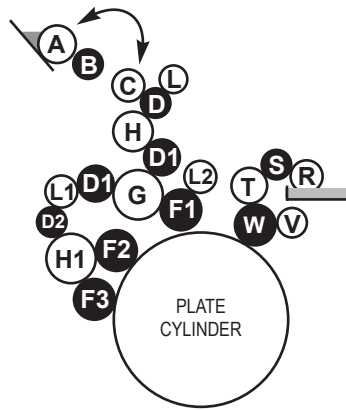


● Soft Rubber Roll ○ Not Available from SYN-TAC

MODEL H234-C						
INK SYSTEM ROLLERS						
234HA10	F1	INK FORM (small)	7403-03007A	2	12 ¹¹ / ₁₆	14 ⁹ / ₃₂
234HA11	F2	INK FORM (medium)	7403-03008A	2 ⁵ / ₃₂	12 ¹¹ / ₁₆	14 ⁹ / ₃₂
234HA12	F3	INK FORM (large)	7403-03009A	2 ⁷ / ₃₂	12 ¹¹ / ₁₆	14 ⁹ / ₃₂
234HA20	D	INK DISTRIBUTOR (small)	7403-04008A	1 ²³ / ₃₂	12 ¹¹ / ₁₆	14 ³ / ₄
234HA21	D1	INK DISTRIBUTOR (large)	7403-04006A	2 ¹ / ₁₆	12 ¹¹ / ₁₆	14 ³ / ₄
234HA22	D2	INK DISTRIBUTOR (medium)	7403-04007A	1 ²⁹ / ₃₂	12 ¹¹ / ₁₆	14 ³ / ₄
234HA30*	B	INK DUCTOR	7403-06001A	1 ⁹ / ₃₂	12 ¹¹ / ₁₆	15 ¹⁷ / ₃₂
234HA51*	D3	BRIDGE ROLLER	7403-20017A	1 ⁹ / ₃₂	12 ⁹ / ₁₆	16 ¹ / ₂
234HA18*	—	BLANKET WASH ROLLER	6803-09035	1 ¹⁹ / ₃₂	13 ³ / ₈	15 ¹¹ / ₁₆

See page 16 for Crestline water unit rolls
* Bushings are NOT included.

HAMADA MODEL H234-A



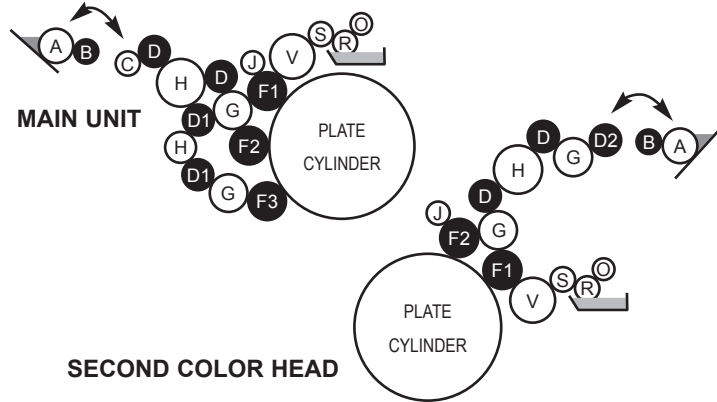
Syn-Tac Cat. No.	Key	Description	Mfg. Part No.	Roll Dia.	Roll Face Lgth.	Overall Shaft Lgth.
MODEL H234-A						
INK SYSTEM ROLLERS						
234HA14	F1	INK FORM (small)	8203-03005	1 ³¹ / ₃₂	13 ⁷ / ₃₂	14 ¹ / ₄
234HA15	F2	INK FORM (medium)	8203-03006	2 ¹ / ₁₆	13 ⁷ / ₃₂	14 ¹ / ₄
234HA16	F3	INK FORM (large)	8203-03007	2 ⁷ / ₃₂	13 ⁷ / ₃₂	14 ¹ / ₄
234HA26	D	INK DISTRIBUTOR (small)	8203-04006	1 ²³ / ₃₂	13 ¹ / ₂	15 ⁹ / ₃₂
234HA27	D1	INK DISTRIBUTOR (large)	8203-04008	2 ¹ / ₁₆	13 ¹ / ₂	15 ⁹ / ₃₂
234HA28	D2	INK DISTRIBUTOR (medium)	8203-04007	1 ²⁹ / ₃₂	13 ¹ / ₂	15 ⁹ / ₃₂
234HA31	B	INK DUCTOR	8203-06001	1 ⁹ / ₃₂	13 ⁷ / ₃₂	15 ¹⁷ / ₃₂
WATER SYSTEM ROLLERS						
234HA43	W	WATER FORM	8203-13004	2 ⁵ / ₃₂	13 ⁹ / ₃₂	16 ⁵ / ₁₆
234HA53	S	WATER METERING	7403-03008A	1 ²¹ / ₃₂	15 ³ / ₈	17 ³ / ₈

HERE'S A TIP on a safe and easy way to remove calcium carbonate glaze from your rollers:

Wash all ink from the rollers with **CMC122** followed with **CMC123**. Disengage the clean-up attachment and pour **CMC111** deglazer over the rollers. Let the press run for five to ten minutes, adding more of the **CMC111** as needed. Engage the clean-up attachment to remove all of the **CMC111**.

Remember: the amount of **CMC111** needed will depend on the amount of alkaline build-up. The alkaline will neutralize the **CMC111** as the calcium carbonate is dissolved.

**HAMADA MODELS RS34-S & VS34-S
(integrated system)**



● Soft Rubber Roll ○ Not Available from SYN-TAC

Syn-Tac Cat. No.	RS, VS 34-S & Color 34-M Heads	Both	Description	Mfg. Part No.	Roll Dia.	Roll Face Lgth.	Overall Shaft Lgth.
---------------------	--	------	-------------	------------------	--------------	-----------------------	---------------------------

INK SYSTEM ROLLERS RS/VS34-S & RS/VS34-M

10310	F1	F1	INK FORM (small)	6803-03001A	2 ¹ / ₁₆	12 ¹¹ / ₁₆	14 ⁹ / ₁₆
10311	F2	F2	INK FORM (medium)	6803-03002A	2 ¹ / ₈	12 ¹¹ / ₁₆	14 ⁹ / ₁₆
10312	F3	—	INK FORM (large)	6903-03001	2 ⁷ / ₃₂	12 ¹¹ / ₁₆	14 ⁹ / ₁₆
10320*	D	D	INK DISTRIBUTOR (medium)	6803-04005	1 ⁷ / ₁₆	12 ¹¹ / ₁₆	15 ⁵ / ₁₆
10321	D1	—	INK DISTRIBUTOR (large)	6903-04001	1 ²¹ / ₃₂	12 ¹¹ / ₁₆	12 ²⁷ / ₃₂
10322*	—	D2	INK DISTRIBUTOR (small)	6907-03002	1 ¹ / ₈	12 ¹¹ / ₁₆	16 ¹⁵ / ₃₂
10330	B	B	INK DUCTOR	6803-06001	1 ⁹ / ₃₂	12 ¹¹ / ₁₆	14 ¹ / ₃₂

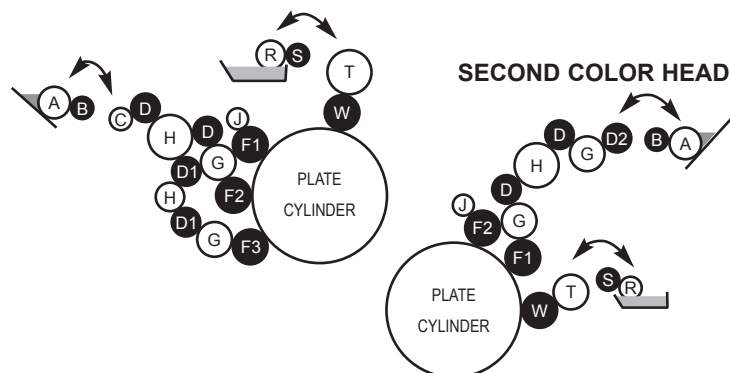
WATER SYSTEM ROLLERS RS34-M & VS34-M ONLY

10340	W	W	WATER FORM	6803-12013	1 ⁷ / ₈	13 ³ / ₈	14 ³ / ₈
10341	W	W	3M WATER FORM (3M sleeve #20514 <u>not</u> included)	6803-12066A	2 ¹ / ₁₆	13 ³ / ₈	14 ³ / ₈
10350	S	S	WATER DUCTOR	6803-12001	1 ¹ / ₈	13 ¹¹ / ₃₂	14 ¹ / ₃₂

BOTTLES

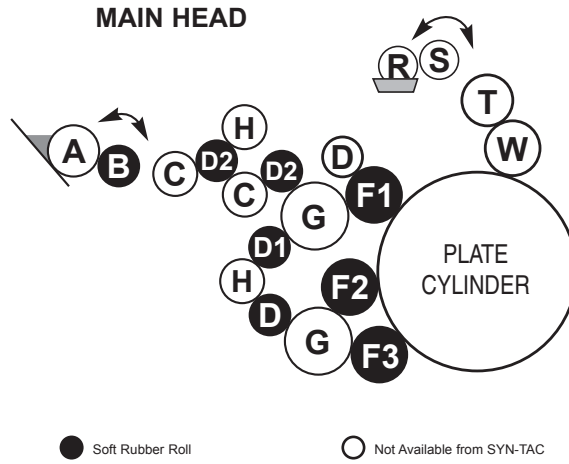
10649	—	—	for HAMADA	—	—	—	—
10649-2	—	—	for HAMADA (two-quart size)	—	—	—	—

**HAMADA MODELS RS34-M & VS34-M
(molleton system)**



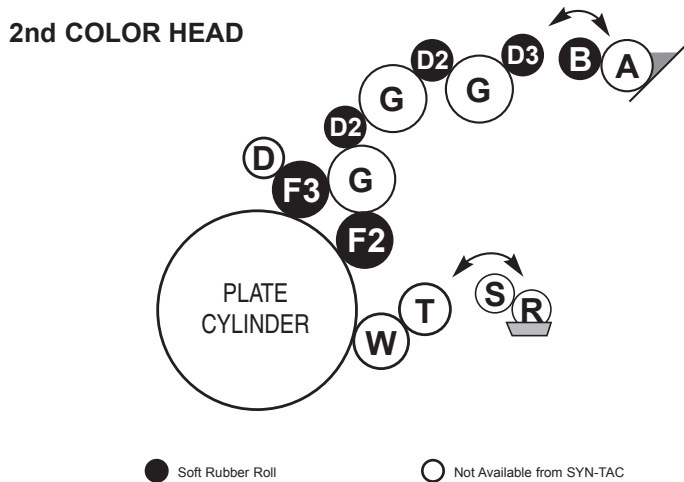
*Bushings are **NOT** included.
See page 16 or 17 for Crestline water unit rolls.

HAMADA MODELS RS34II, RS34LII, RS34LSII, VS34II, VS34LII, VS34LSII

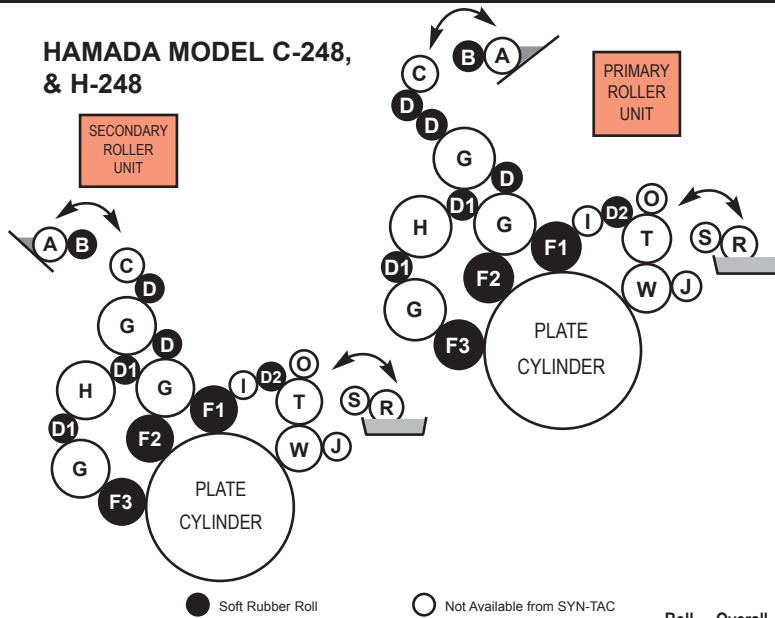


Syn-Tac Cat. No.	MAIN HEAD	2nd HEAD	Description	Mfg. Part No.	Roll Dia.	Roll Face Lgth.	Overall Shaft Lgth.
INK SYSTEM ROLLERS							
234HA10	F1	—	1st FORM	7403-03007A	2	12 ¹¹ / ₁₆	14 ⁹ / ₃₂
234HA11	F2	F2	2nd FORM (main head), 1ST FORM (color head)	7403-03008A	2 ⁵ / ₃₂	12 ¹¹ / ₁₆	14 ⁹ / ₃₂
234HA13	F3	F3	3rd FORM (main head), 2nd FORM (color head)	7503-03009A	2 ¹³ / ₃₂	12 ¹¹ / ₁₆	14 ⁹ / ₃₂
234HA20	D	—	INK DISTRIBUTOR	7403-04008A	1 ²³ / ₃₂	12 ¹¹ / ₁₆	14 ³ / ₄
234HA21	D1	—	INK DISTRIBUTOR	7403-04006A	2 ¹ / ₁₆	12 ¹¹ / ₁₆	14 ³ / ₄
234HA23*	D2	D2	INK DISTRIBUTOR	6803-04005	1 ⁷ / ₁₆	12 ¹¹ / ₁₆	15 ⁵ / ₁₆
234HA24	—	D3	INK DISTRIBUTOR	6907-03002A	1 ¹ / ₈	12 ¹¹ / ₁₆	16 ¹⁵ / ₃₂
234HA30*	B	B	INK DUCTOR	7403-06001	1 ⁹ / ₃₂	12 ¹¹ / ₁₆	15 ⁷ / ₃₂
234HA18*	—	—	BLANKET WASH	6803-09035	1 ¹⁹ / ₃₂	13 ³ / ₈	15 ¹¹ / ₁₆

* Bushings are NOT included.



HAMADA MODEL C-248, & H-248



Syn-Tac Cat. No.	Key	Description	Mfg. Part No.	Roll Dia.	Roll Face Lgth.	Overall Shaft Lgth.
---------------------	-----	-------------	------------------	--------------	-----------------------	---------------------------

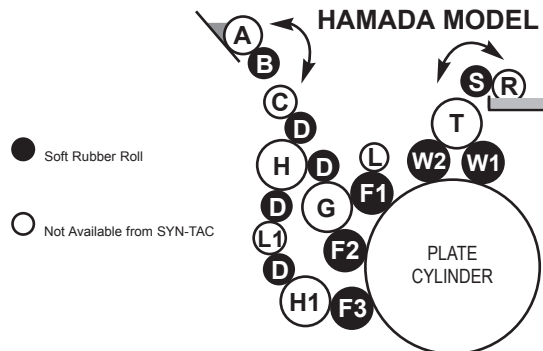
HAMADA C-248 & H-248

INK SYSTEM ROLLERS

10410	F1	INK FORM (small)	7203-03001A	2 ¹ / ₁₆	18 ¹ / ₂	20 ⁷ / ₈
10411	F2	INK FORM (medium)	7203-03002A	2 ¹ / ₈	18 ¹ / ₂	20 ⁷ / ₈
10412	F3	INK FORM (large)	7203-03003A	2 ⁷ / ₃₂	18 ¹ / ₂	20 ⁷ / ₈
10420	D	INK IDLER (small)	7203-04007	1 ⁷ / ₁₆	18 ¹ / ₂	18 ²¹ / ₃₂
10421	D1	INK IDLER (large) (for presses with serial numbers lower than CT-3B117)	7203-04005	1 ²¹ / ₃₂	18 ¹ / ₂	18 ²¹ / ₃₂
10422	D1	INK IDLER (larger) (for presses with serial number CT-3B117 and higher)	7203-04042	1 ²⁵ / ₃₂	18 ¹ / ₂	18 ²¹ / ₃₂
10430	B	INK DUCTOR	7203-06001	1 ⁹ / ₃₂	18 ¹ / ₂	19 ¹⁷ / ₃₂
10451	D2	INK IDLER (bridge)	7203-16401A	1 ³ / ₁₆	18 ¹ / ₂	20 ³ / ₈

See page 14 for Crestline water unit rolls.

HAMADA MODEL C-252 & H252



HAMADA C-252 & H252

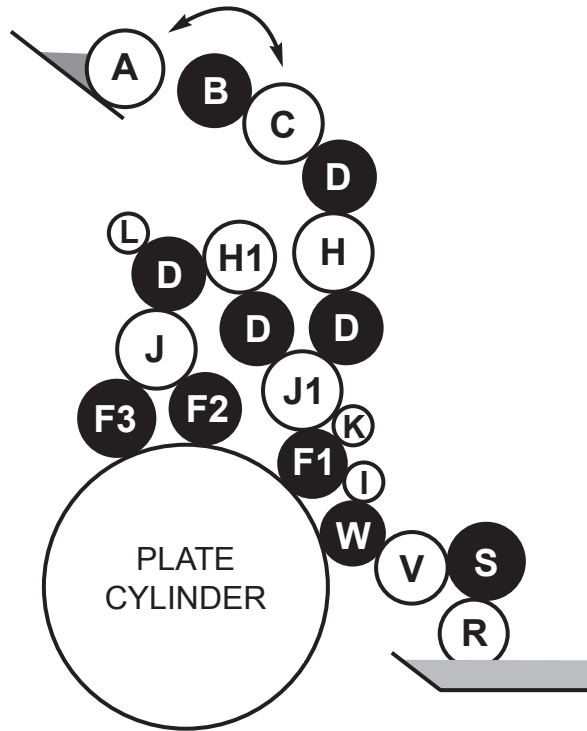
INK SYSTEM ROLLERS

10710	F1	INK FORM (small)	7303-03001	1 ¹³ / ₁₆	20 ³ / ₃₂	22 ⁷ / ₁₆
10711	F2	INK FORM (medium)	7303-03002	1 ³¹ / ₃₂	20 ³ / ₃₂	22 ⁷ / ₁₆
10712	F3	INK FORM (large)	7303-03003	2 ¹ / ₁₆	20 ³ / ₃₂	22 ⁷ / ₁₆
10720	D	INK IDLER	7303-04003	1 ²¹ / ₃₂	20 ³ / ₃₂	21 ¹ / ₂
10730	B	INK DUCTOR	7303-06001	1 ⁷ / ₁₆	20 ³ / ₃₂	21 ⁹ / ₃₂

WATER SYSTEM ROLLERS

10740	W1	1st WATER FORM	7303-12061	1 ²⁵ / ₃₂	20 ⁷ / ₈	22 ¹⁵ / ₁₆
10741	W2	2nd WATER FORM	7303-12062	1 ²⁷ / ₃₂	20 ⁷ / ₈	22 ¹⁵ / ₁₆
10742	W1	1st 3M WATER FORM (3M sleeve #18522 not included)	7303-12084	1 ⁵⁵ / ₆₄	20 ⁷ / ₈	22 ¹⁵ / ₁₆
10743	W2	2nd 3M WATER FORM (3M sleeve #18822 not included)	7303-12085	1 ⁵⁷ / ₆₄	20 ⁷ / ₈	22 ¹⁵ / ₁₆
10750	S	WATER DUCTOR	7303-12055A	1 ⁹ / ₃₂	20 ²⁵ / ₃₂	22 ¹ / ₁₆

**HAMADA MODEL B252 B452 & B452A
INTEGRATED SYSTEMS**

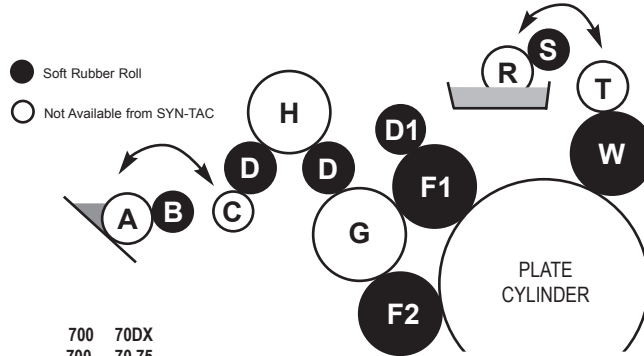


Syn-Tac Cat. No.	Key	Description	Mfg. Part No.	Roll Dia.	Roll Face Lgth.	Overall Shaft Lgth.
INK SYSTEM ROLLERS						
452HA10PF*	F1	INK FORM (small oscillating shell)	7803-03055	1 ¹⁵ / ₁₆	20 ¹ / ₄	—
452HA11	F2	INK FORM (medium)	7803-03011	2	20 ¹³ / ₃₂	22 ¹⁵ / ₁₆
452HA12	F3	INK FORM (large)	7803-03012	2 ³ / ₁₆	20 ¹³ / ₃₂	24 ¹ / ₃₂
452HA13PF*	F3	INK FORM (large oscillating shell)	7803-03068	2 ³ / ₁₆	20 ¹ / ₄	—
452HA20	D	INK DISTRIBUTOR	7803-04019	2 ¹ / ₁₆	20 ³ / ₃₂	25 ³ / ₁₆
452HA30	B	INK DUCTOR	52R03-12	2 ¹ / ₁₆	20 ¹ / ₁₆	21 ³¹ / ₃₂
452HA18*	—	BLANKET WASH ROLLER	7803-09007	1 ¹⁹ / ₃₂	20 ²³ / ₃₂	23 ⁹ / ₃₂
WATER SYSTEM ROLLERS						
452HA40	W	WATER FORM	7803-13037	1 ¹³ / ₁₆	20 ⁷ / ₁₆	24 ⁹ / ₁₆
452HA51	S	WATER METERING	7803-13027	2 ³ / ₁₆	22 ⁷ / ₃₂	24 ⁹ / ₁₆

* Bushings and, or Bearings are **NOT** included.

HERE'S A TIP ... Rest your blanket often. Keep spare **SYN-TAC** blankets on hand. If the surface is not cut or broken but there are low spots, try soaking the blanket overnight in water. Hang it up for a thorough drying before using it again. The low spots are gone.

HAMADA MODELS 700, 700DX, 700-CD, 700-CDX & E-47



700 70DX
700- 70,75
CD E7S
CDX Color
Syn-Tac Head
Cat. No. E-47

Syn-Tac Cat. No.	CDX E-47	Color Head	Description	Mfg. Part No.	Roll Dia.	Roll Face Lgth.	Overall Shaft Lgth.
------------------	----------	------------	-------------	---------------	-----------	-----------------	---------------------

INK SYSTEM ROLLERS

*10110	F1	F1	INK FORM (small)	I03-47-1A-7	2 ¹ / ₁₆	18	19 ¹⁵ / ₃₂
*10111	F2	—	INK FORM (large)	I03-47-1B-7	2 ³ / ₈	18	19 ¹⁵ / ₃₂
*10112	—	—	INK FORM (medium)	I23-50-1A-7	2 ³ / ₁₆	18	19 ¹⁵ / ₃₂
10113	—	F3	INK FORM (large) gear driven	G06-01-1A-7	2 ³ / ₈	18	19 ¹ / ₁₆
10114	—	F1	INK FORM (small) gear driven	G06-01-2A-7	2 ¹ / ₁₆	18	19 ¹ / ₁₆
10120	D	—	INK DISTRIBUTOR (large)	I03-44-1A-7	1 ¹ / ₈	18 ¹ / ₄	22 ⁵ / ₁₆
10121*	D1	—	INK DISTRIBUTOR (small)	I03-44-1B-7	7 ¹ / ₈	18 ¹ / ₄	22 ⁵ / ₁₆
10122	—	—	INK INTERMEDIATE ROLL	I24-19-1A-7	17 ¹ / ₁₆	18 ¹ / ₈	19 ²¹ / ₃₂
10123	—	—	INK IDLING DISTRIBUTOR	I24-54-1A-7	1 ⁹ / ₁₆	18 ⁵ / ₃₂	20 ⁹ / ₁₆
10124-A*	—	D2	INK DISTRIBUTOR (old style)	S-27-61-7	1 ¹ / ₈	18 ³ / ₈	21 ¹ / ₈
10124-B*	—	D2	INK DISTRIBUTOR (old style)	G07-56-1A-7	1 ¹⁹ / ₃₂	18 ⁵ / ₃₂	20 ¹ / ₄
10125*	—	D2	INK DISTRIBUTOR (new style)	G07-73-1A-7	1 ¹ / ₈	18 ³ / ₃₂	20 ⁷ / ₁₆
10130	B	B	INK DUCTOR	I03-43-7	11 ¹ / ₃₂	18 ¹ / ₄	19 ²⁷ / ₃₂

MOLLETON WATER SYSTEM ROLLERS

*10140	W	W	WATER FORM	R03-01-1A-7	1 ³ / ₃₂	18 ³ / ₄	19 ¹ / ₄
*10141	W	W	3M WATER FORM (3M sleeve #21019 <u>not</u> included)	R03-01-1C-7	2 ¹ / ₈	18 ³ / ₄	19 ¹ / ₄
10150*	S	S	WATER METERING ROLL	—	1 ³ / ₁₆	18 ³ / ₄	19 ²⁹ / ₃₂
10151	S	S	WATER DUCTOR	R13-14-7	1 ¹ / ₁₆	18 ²³ / ₃₂	20 ³ / ₈

700 75
700- E7S
CD Color
Syn-Tac Head
Cat. No. E-47 Only

Syn-Tac Cat. No.	CDX E-47	Color Head Only	Description	Mfg. Part No.	Roll Dia.	Roll Face Lgth.	Overall Shaft Lgth.
------------------	----------	-----------------	-------------	---------------	-----------	-----------------	---------------------

BAREBACK WATER SYSTEM ROLLERS

10142	W	W	WATER FORM	—	2 ¹ / ₈	18 ³ / ₄	19 ¹ / ₄
10152*	S	S	WATER DUCTOR	—	1 ⁹ / ₃₂	18 ²³ / ₃₂	20 ³ / ₈
101855-R	T	—	WATER OSCILLATOR (hard rubber)	—	1 ⁵ / ₈	19 ⁷ / ₁₆	21 ³ / ₁₆
101856-R	—	T	WATER OSCILLATOR (hard rubber)	—	1 ⁵ / ₈	19 ⁷ / ₁₆	21 ¹ / ₂

BOTTLES

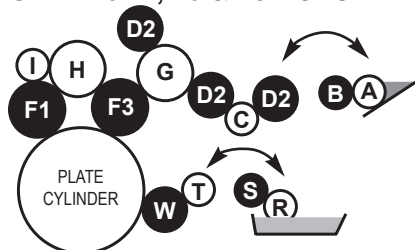
10649	—	—	for HAMADA	—	—	—	—
10649-2	—	—	for HAMADA (two-quart size)	—	—	—	—

* Bushings are NOT included.

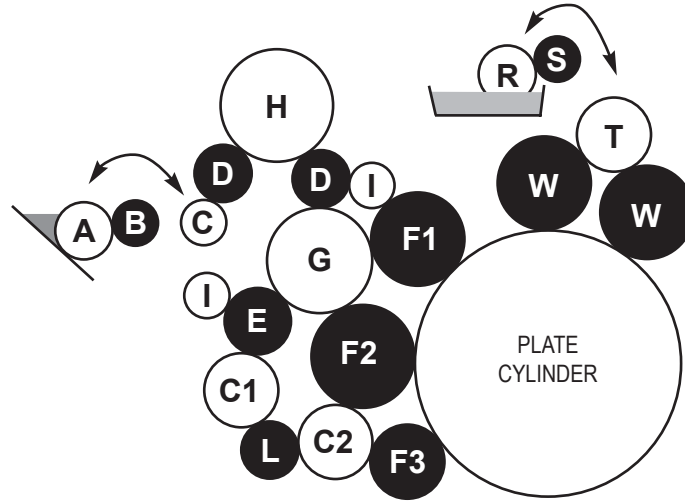
See page 16 for Crestline water unit rolls.

* Indicates rolls used on the 700DX main head. This head needs two of 10120 and one of all other indicated rollers.

HAMADA MODEL 70DX, 70 & 75 COLOR HEAD



HAMADA MODELS 800-DX, 800-SX & 800-CDX

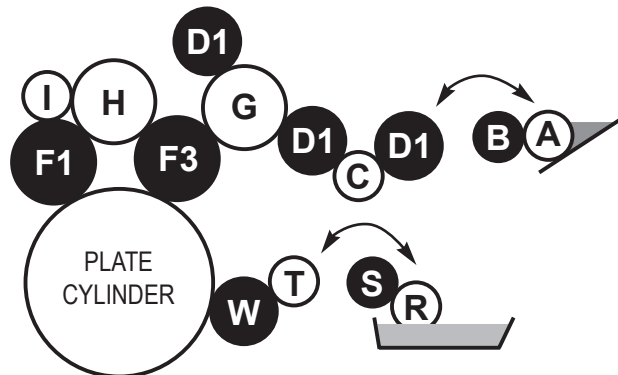


● Soft Rubber Roll ○ Not Available from SYN-TAC

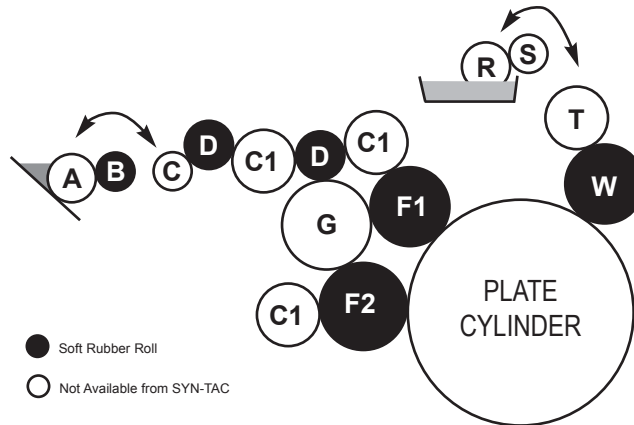
Syn-Tac Cat. No.	80,85 Color Head	Description	Mfg. Part No.	Roll Dia.	Roll Face Lgth.	Overall Shaft Lgth.
INK SYSTEM ROLLERS						
10810	F1	F1 INK FORM (small)	I23-50-1A-8	2 ¹ / ₁₆	20 ⁵ / ₃₂	21 ³ / ₄
10811	F2	F2 INK FORM (large)	I23-50-1B-8	2 ³ / ₈	20 ⁵ / ₃₂	21 ³ / ₄
10812	F3	F3 INK FORM (medium) gear driven	I23-50-1C-8	2 ³ / ₁₆	20 ¹ / ₈	22 ⁵ / ₃₂
10813	—	F3 INK FORM (large) gear driven	G26-01-1A-8	2 ³ / ₈	20 ⁵ / ₃₂	21 ⁹ / ₁₆
10814	—	F1 INK FORM (small) gear driven	G26-01-2A-8	2 ¹ / ₁₆	20 ⁵ / ₃₂	21 ⁹ / ₁₆
10820*	D	D INK DISTRIBUTOR	I24-83-1A-8	1 ¹ / ₈	20 ¹ / ₂	24 ¹⁹ / ₃₂
10821*	E	E INK INTERMEDIATE ROLL	I24-19-1A-8	1 ⁷ / ₁₆	20 ¹¹ / ₃₂	21 ³¹ / ₃₂
10822*	L	L INK IDLING DISTRIBUTOR	I24-54-1A-8	1 ¹⁹ / ₃₂	20 ¹³ / ₃₂	22 ²⁹ / ₃₂
10823*	—	D1 INK DISTRIBUTOR (old style)	G27-56-8	1 ⁹ / ₃₂	20 ¹³ / ₃₂	22 ²¹ / ₃₂
10824*	—	D1 INK DISTRIBUTOR	G27-73-1A-8	1 ¹ / ₈	20 ³ / ₁₆	22 ³ / ₄
10830*	B	B INK DUCTOR	I24-82-8	1 ¹ / ₁₆	20 ¹³ / ₃₂	21 ³¹ / ₃₂
MOLLETON WATER SYSTEM ROLLERS						
10840	W	W WATER FORM	R13-01-1B-8	1 ³ / ₃₂	20 ⁷ / ₈	21 ⁷ / ₁₆
10841	W	3M WATER FORM (3M sleeve #21022 <u>not</u> included)	R13-01-1C-8	2 ¹ / ₈	20 ⁷ / ₈	21 ⁷ / ₁₆
10850	S	S WATER DUCTOR	R13-14-8	1 ¹ / ₁₆	20 ⁷ / ₈	22 ¹¹ / ₁₆
BOTTLES						
10649	—	for HAMADA	—	—	—	—
10649-2	—	for HAMADA (two-quart size)	—	—	—	—

*Bushings are NOT included.

MODEL 80 & 85 COLOR HEAD



HAMADA MODELS DU34II UPPER UNIT



Lower DU34II Unit		Syn-Tac Main Color		Description	Mfg. Part No.	Roll Dia.	Roll Face Lgth.	Overall Shaft Lgth.
HAMADA MODEL DU34II								
INK SYSTEM ROLLERS								
234HA11	F1	F1		1st INK FORM (small)	7403-03008A	2 ⁵ / ₃₂	12 ¹¹ / ₁₆	14 ⁹ / ₃₂
234HA13	F2	F2		2nd INK FORM (large)	7503-03009A	2 ¹³ / ₃₂	12 ¹¹ / ₁₆	14 ⁹ / ₃₂
234HA23	D	—		INK DISTRIBUTOR	6803-04005	17 ¹ / ₁₆	12 ¹¹ / ₁₆	15 ⁵ / ₁₆
234HA25	—	D1		INK INTERMEDIATE ROLL	7503-04052A	1 ¹⁹ / ₃₂	12 ¹¹ / ₁₆	14 ³ / ₄
234HA20	—	D2		INK IDLING DISTRIBUTOR	7403-04008A	1 ²⁹ / ₃₂	12 ¹¹ / ₁₆	14 ³ / ₄
234HA30*	B	B		INK DUCTOR	7403-06001	1 ⁹ / ₃₂	12 ¹¹ / ₁₆	15 ⁷ / ₃₂
MOLLETON WATER SYSTEM ROLLERS								
234HA40	W	W		WATER FORM	7403-12003A	17 ¹ / ₈	13 ³ / ₈	14 ¹ / ₄
234HA41	W	W		3M WATER FORM (3M sleeve #20514 <u>not</u> included)	—	2 ¹ / ₁₆	13 ³ / ₈	14 ¹ / ₄
BOTTLES								
10649	—	—		for HAMADA	—	—	—	—
10649-2	—	—		for HAMADA (two-quart size)	—	—	—	—

See page 16 for Crestline water unit rolls.
 *Bushings are NOT included.

HAMADA MODEL DU34II LOWER UNIT COLOR HEAD

